


Patchwork Star

© 2000 by Sue Wilkins



Block Size: 6" x 6"

Sewing

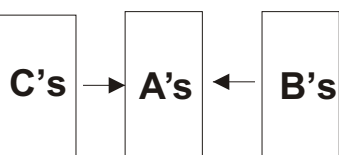
Paper pattern is mirror image

Add pieces in each section as numbered
All numbers not labeled are assorted scraps

Assembly Of Sections

- ① Join all "A" Sections
A-a to A-b
- ② Join all "B" Sections
B-a to B-b
- ③ Join all "C" Sections
C-a to C-b

Block Assembly



Terms of Use:

You have received this pattern as a free file from Sue Wilkins of Quilt Seeds Designs at <http://www.quiltseeds.com>

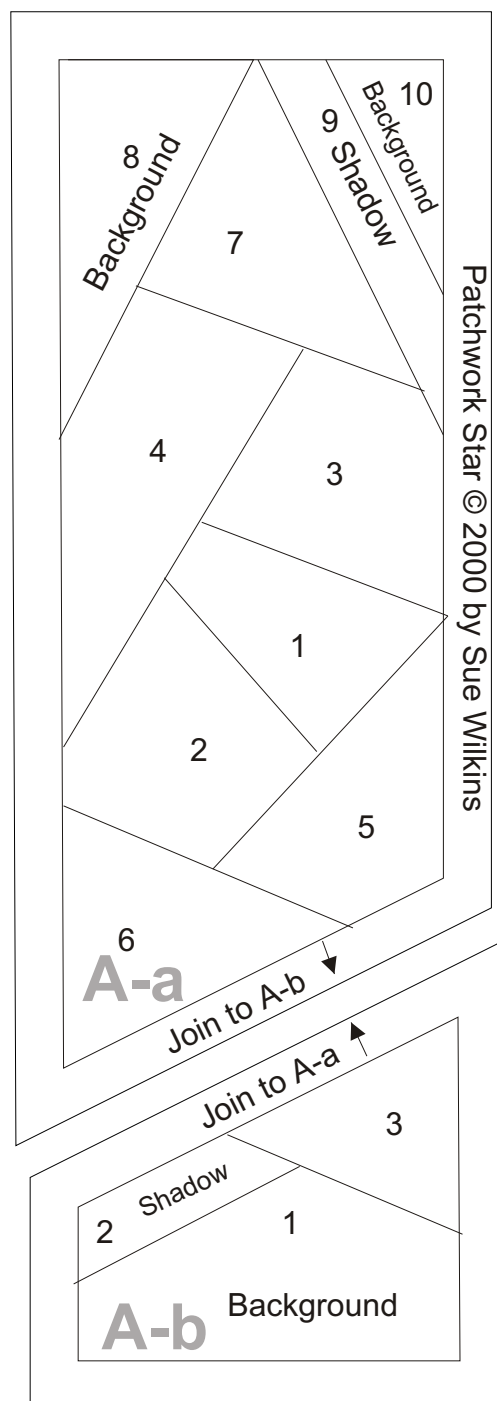
You may:

1. Make unlimited photocopies of this pattern for your own personal use.
2. You may share it with your quilt guild or friends as long as the following conditions are met:
 1. No changes are made to this page.
 2. The pattern may not be Sold.
 3. The pattern may not be used as a class pattern for profit.

For any use other than personal, please contact the author for permission.

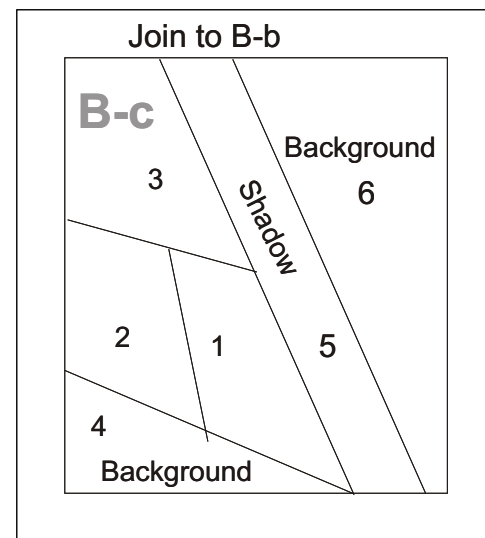
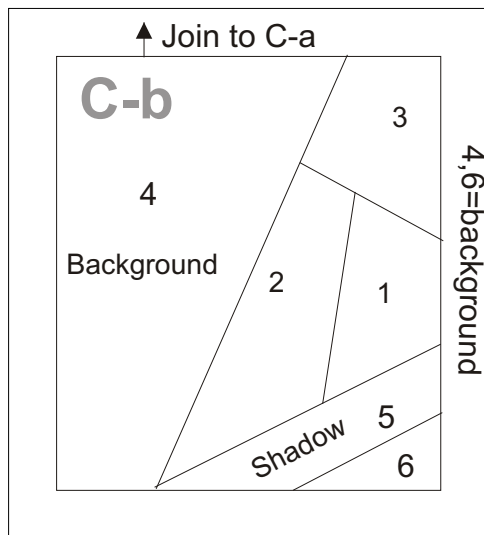
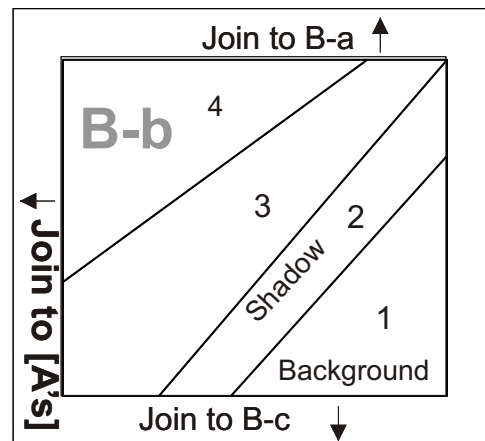
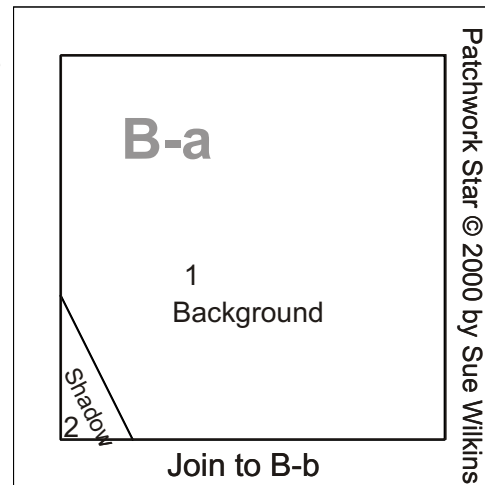
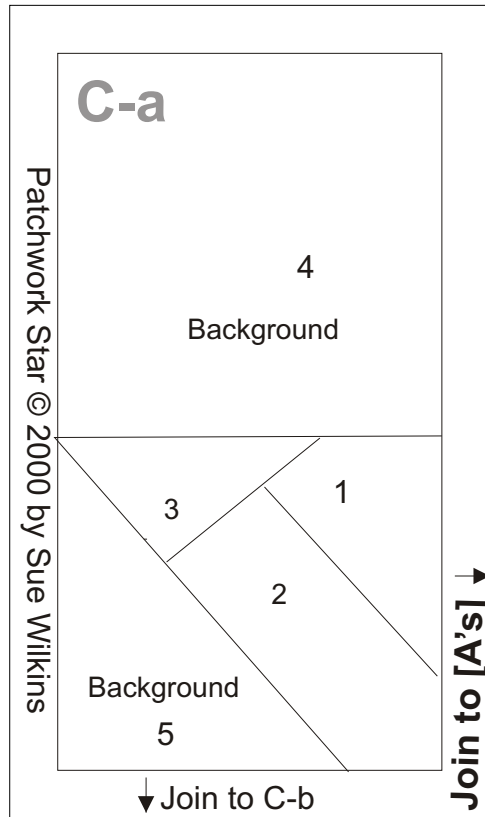
Thank you

Page 1 of 2



Patchwork Star

© 2000 by Sue Wilkins



See Page 1 for Block Assembly Instructions